

ABOLISHING FUEL SUBSIDIES IN A GREEN AND JUST TRANSITION

19 May 2021

MARKUS ZIMMER

Senior Expert, ESG
markus.zimmer@allianz.com

ANO KUHANATHAN

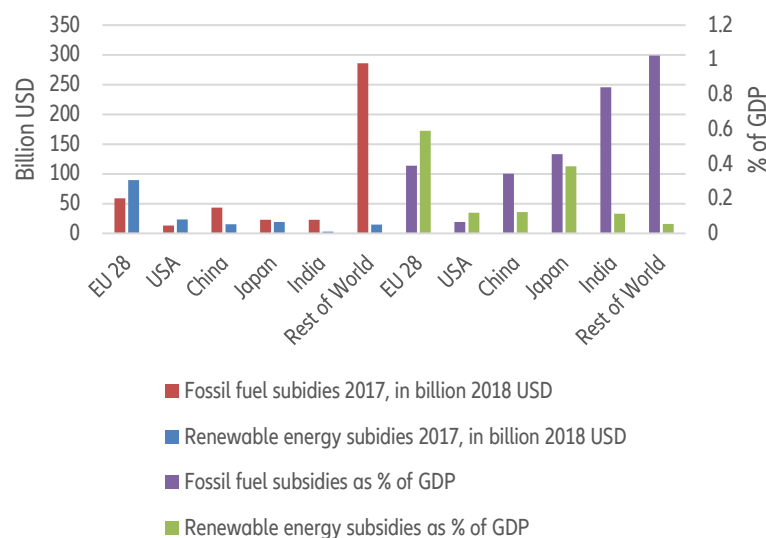
Sector Advisor and Data Scientist
ano.kuhanathan@allianz.com

ARNAUD BADRE

Research Assistant
arnaud.badre@allianz.com

Abolishing fossil fuel subsidies and directing the funds to renewable energy seems like an easy win for the climate: After all, fossil fuel subsidies account for 0.5% of global GDP, almost exactly the size of the funding gap needed to comply with the Paris Accord¹. But getting rid of them comes with steep costs for consumers, particularly the poorest households. Estimates from the OECD and IEA put the total value of fossil fuel subsidies at USD468bn as of 2019 (for 81 countries). Figure 1 shows that these subsidies outpace those for renewable energy in most countries, with the EU-28 and the US being notable exceptions. As shown by Figure 2, the most likely determinant is the presence of a large domestic fossil fuel industry, which tends to have strong political and lobbying power in many countries. Exceptionally high subsidies are thus paid in the MENA region (Middle East & North Africa) as well as in Australia and Venezuela² (see Appendix for further details on methodology, segments of fossil fuel subsidies).

Figure 1 – Comparison of global fossil fuel vs. renewable energy subsidies



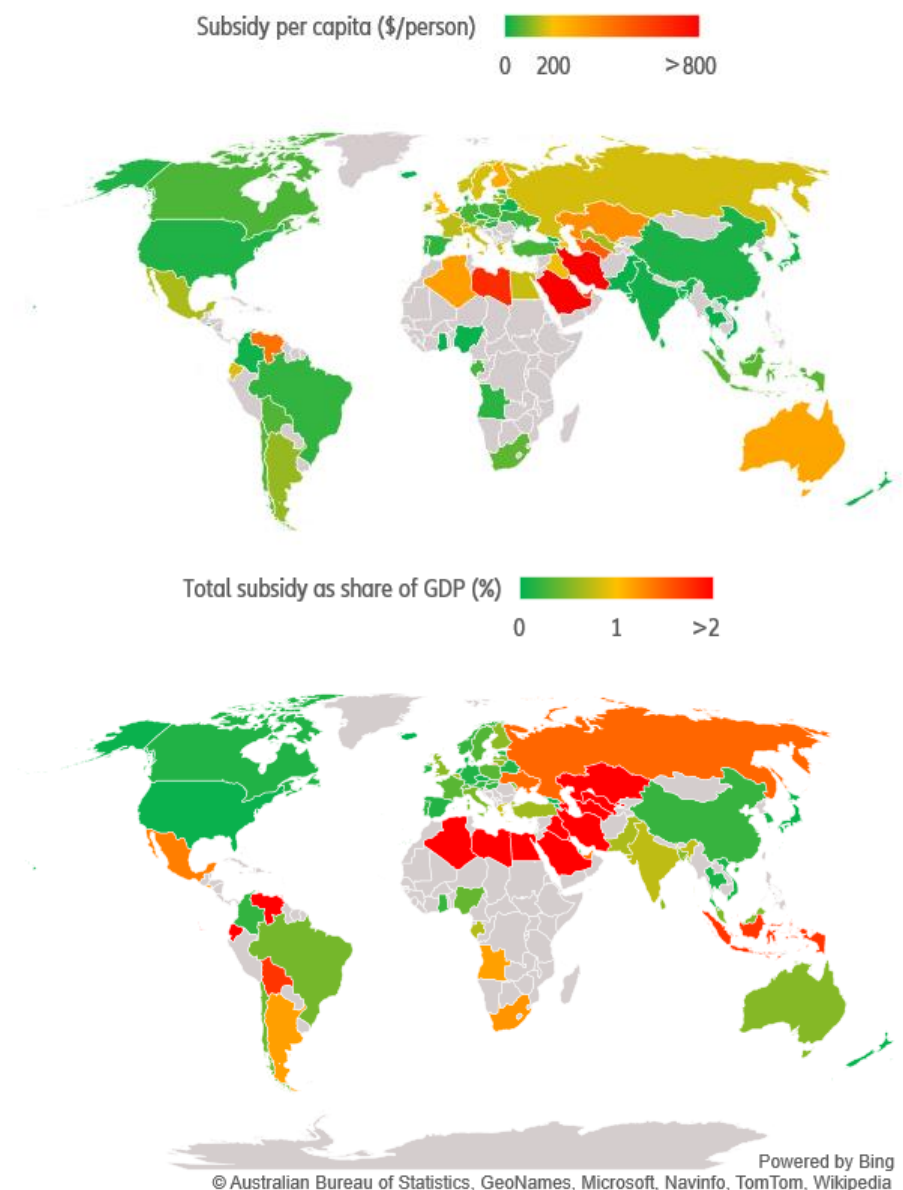
Source: Allianz Research and IRENA (2020) "Energy Subsidies – Evolution in the Global Energy Transformation to 2050". EU 28 from the Annex to the 2020 report on the State of the Energy Union pursuant to Regulation (EU) 2018/1999 on Governance of the Energy Union and Climate Action.

¹ IRENA (2020) Global Renewables Outlook: Energy transformation 2050.

² A more extensive list of fossil fuel subsidies by countries is included in the "Appendix: Combined OECD/IEA data on fossil fuel subsidies". Comparable renewable subsidies are not available for a broader set of countries which is why we stick to the numbers in Figure 1.

While fossil fuel subsidies have been declining at the global level, the trend is not nearly sufficient to reach climate ambitions. IRENA's estimates suggest that fossil fuel subsidies will have to fall below USD139bn by 2050 for a 1.5°C compatible energy transition pathway (Figure 3). More than half of current fossil subsidies benefit petroleum products³. IRENA projects total energy subsidies (renewable and fossil) to decline by 26% until 2030 and stabilize from 2030 onward, since the 69% drop in fossil fuel subsidies will not be fully compensated by the increase in renewable subsidies. The main reason is that renewable energy will become cheaper and thus require relatively less state support. As this cost deflation is largely driven by economies of scale, a larger share of the cost burden will fall on the first movers. A broad and coordinated effort with developed economies, as well as China and India in the lead, would allow for a fair distribution of the initial burden.

Figure 2 – Global view of fossil fuel subsidies: top per capita; bottom per GDP

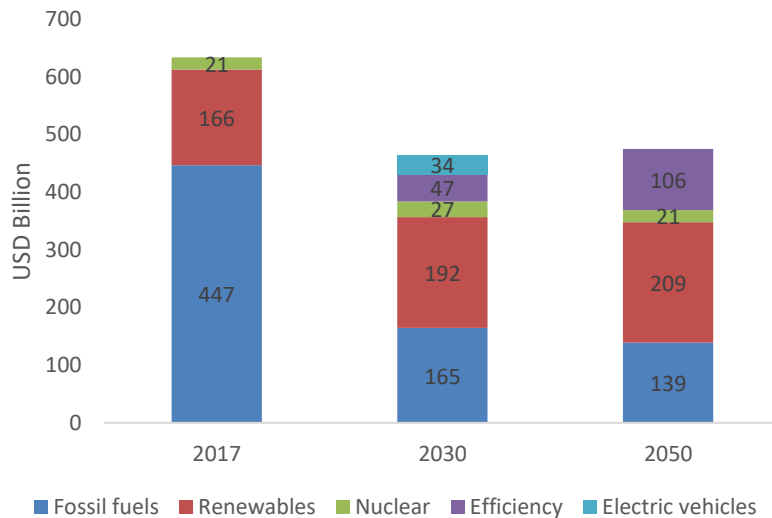


³ Check Appendix "Fossil fuel subsidies by energy product" for the development of subsidies for different products.

Source: Allianz Research based on data from IEA and OECD

The persistence of subsidies for fossil fuels stems from the political and lobbying power of the sector in many economies, along with the slower pace of energy transition that we expect in emerging economies. Subsidies persist for several reasons: lack of disclosed information regarding their amount, distribution and effects; weak institutions unable to better target them; lack of confidence in the government's use of fiscal revenues from abolishing them (especially in countries prone to corruption); concerns over the harmful impact on the poor and the general economic impact (inflation, competitiveness) or weak macroeconomic conditions.

Figure 3 – Expected future development of energy subsidies



Source: Allianz Research, IRENA (2020)

However, abolishing these subsidies outright is also politically sensitive: Most subsidies benefit consumers (Figure 4, left) who would probably object to the reductions, at least on the ballot if not on street. This concern is also supported by the sectoral composition of the subsidies (Figure 4, right). The largest share of subsidies goes to the transportation sector, which particularly benefits consumers, as does the support for the residential sector.

Reports from the World Bank⁴ and the IMF⁵ show that fossil fuel subsidies are regressive and mainly benefit higher-income groups, which tend to consume more energy than poorer households. According to the IMF, universal fuel subsidies are inefficient as the richest 20% of households receive, on average, about six times as much subsidies as the poorest 20% (Figure 5). To support the poorest 40% of households with USD1 through gasoline subsidies, a total of USD14 of subsidy-related expenditures is necessary⁶. Moreover, as subsidies come from the general tax base, this situation creates a wealth transfer from poorer to richer people⁷. But at the same time, poor households are as strongly affected in relative terms as their energy-related expenditures consume almost twice the share of their

⁴ World Bank report - Energy Subsidy Reform Facility: Generates Knowledge to Support Governments to Design and Implement Sustainable Energy Subsidy Reforms while Safeguarding the Welfare of the Poor.

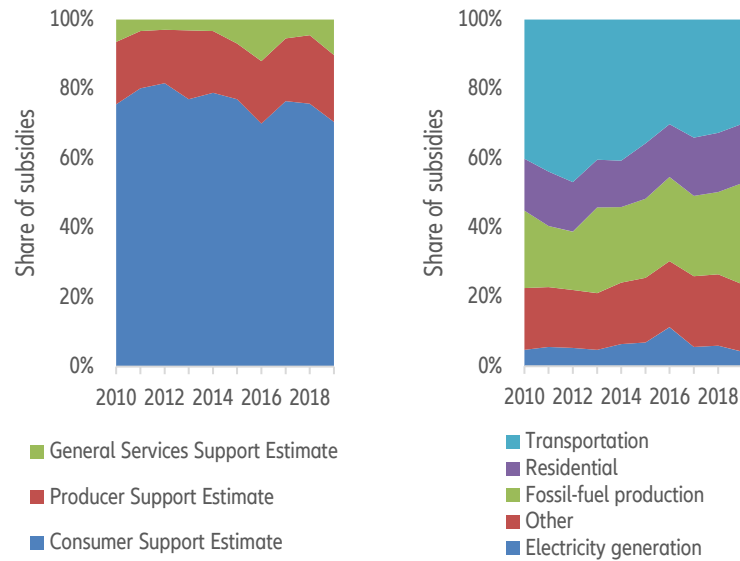
⁵ IMF report - The Unequal Benefits of Fuel Subsidies Revisited: Evidence for Developing Countries.

⁶ The IMF authors point out that not all the funds spend on a subsidy effectively reach the intended beneficiary as part of the transfers is e.g. absorbed by administrative costs.

⁷ [Explainer: The challenge of defining fossil fuel subsidies | Carbon Brief](#)

household incomes (nearly 7%), compared to that of the richest quartile of households (Figure 6).

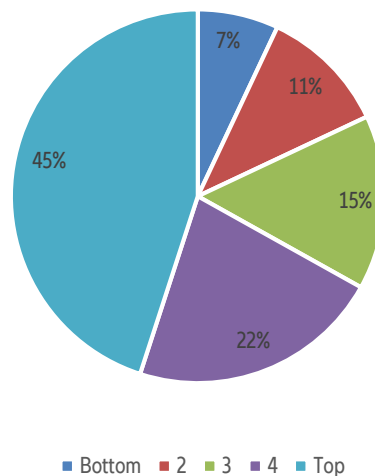
Figure 4 – Fossil fuel support by beneficiary (left) and by sector (right) (50 countries)



Source: Allianz Research, OECD (2020)

In this context, abolishing fossil fuel subsidies requires a holistic approach to secure a just transition. Abrupt measures will not work. What is required are comprehensive plans for phasing-in and sequencing price increases to enable the whole population to smoothly adjust. This has to be accompanied by targeted cash transfers to poor households, e.g. expanded safety net programs, temporarily maintained universal subsidies on commodities used by poor households or increased spending on programs benefiting primarily the poor (targeted health, education or infrastructure expenditures).

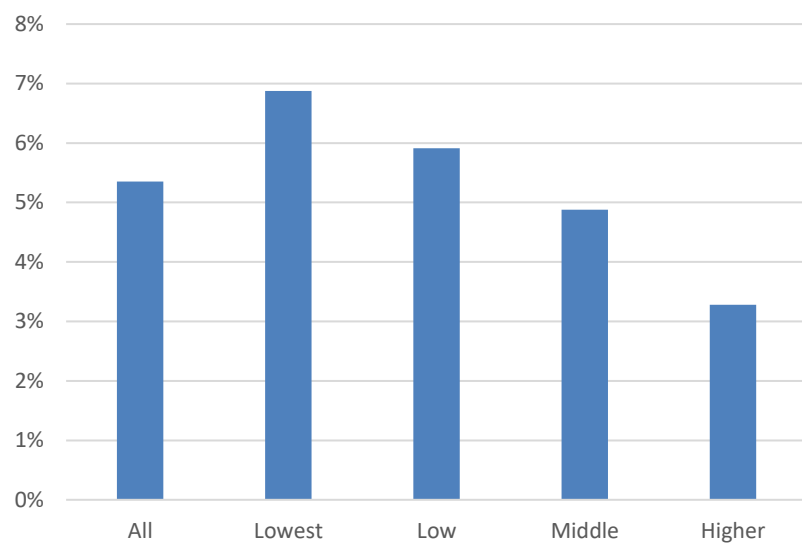
Figure 5 – Distribution of subsidy benefits by consumption groups (quintiles) in percentage



Source: IMF, Allianz Research

Several countries are currently working on implementing such solutions to remove fossil fuel subsidies and use fiscal revenues elsewhere. For example, the World Bank helped Egypt adjust electricity tariffs and to phase the elimination of fuel subsidies between 2014 and 2019. It also contributed to fossil fuel subsidies reform in Ukraine, which included gas and district heating tariff increases compensated by the expansion of targeted safety net programs. The Philippines, Indonesia, Ghana and Morocco introduced cash transfers and social safety net expansions for poor families to compensate for the removal of subsidies. According to a study from the International Institute for Sustainable Development, 53 countries took steps to reform their fossil fuel consumer subsidies or to increase taxation on fossil fuels between 2015 and 2020⁸.

Figure 6 – Share of household income spent on energy consumption



Source: WBG Global Consumption Database, Allianz research.

Countries that tried to implement such reforms without applying these steps have faced significant popular protests, emphasizing how sensitive the access to affordable energy can be for most people. The abrupt removal of fossil fuel subsidies in Ecuador in 2019 triggered massive public outrage, mostly due to the sudden increase of gasoline and diesel prices. A diesel and gas price hike in Mexico in 2017 also ignited violent protests and disrupted the economy. And even in France, a developed country, fuel tax increase lit up the Yellow Vest movement. In such situations, governments are often tempted to backpedal rather than pursuing their reform efforts.

⁸ [53 Ways to Reform Fossil Fuel Consumer Subsidies and Pricing | GSI \(gsi.org\)](https://www.gsi.org/)

Appendix 1: Methodology

A word on data and methodologies

Energy subsidies and especially fossil fuels subsidies estimates differ from source to source. Common approaches assess (i) Program-specific estimations of direct subsidies through government interventions;(ii) Price-gap analysis which compares actual prices to global market prices and (iii) estimates taking into account externalities (health and climate). For our analysis we combine IEA and OECD estimates and dominantly rely on IEA estimates for countries where diverging estimates are available.

Table – Comparison of estimates

	IEA	OECD	IMF	IEA/OECD	IRENA
Pre-tax subsidies (USD Bn/year)	319	143	302	347	447
Post-tax subsidies (USD Bn/year)	-	-	5039	-	-
Countries	42	36 OECD + 8 large EMs	191	67	67
Methodology	Program-specific estimation	Price gap	Program-specific + externalities	Program-specific + Price gap	Program-specific + price gap
Fuels	Coal, oil, gas & electricity support	Coal, oil & gas	Coal, oil, gas & electricity support	Coal, oil & gas	Coal, oil, gas & electricity support

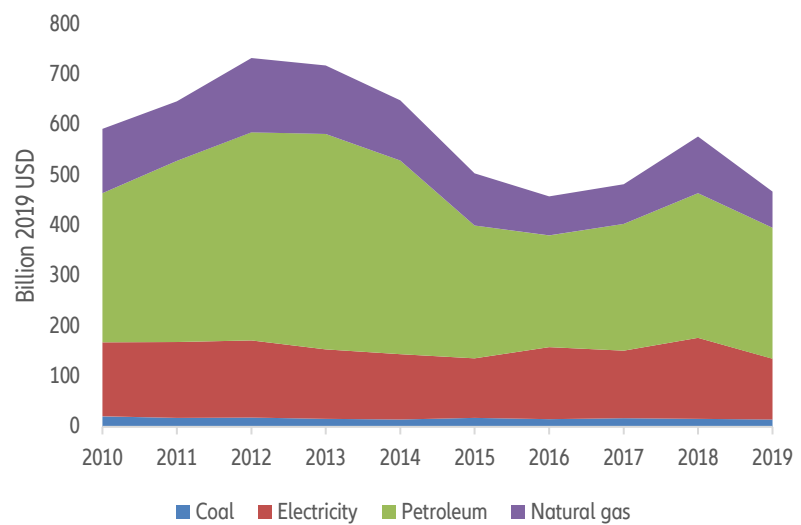
Sources: IRENA (2020), Coady et al. (2019), OECD (2019), IEA (2019)

Appendix 2: Combined OECD/IEA data on fossil fuel subsidies.

Fossil fuel subsidies by energy product

Subsidies toward petroleum products (56%), natural gas (25%) and fossil support for electricity generation (15%) are the most important segments of fossil fuel subsidies. These include direct spending (government spending directly benefiting fossil fuels), tax breaks, public finance (loans, grants), trade restrictions to favor domestic production, energy-related services provided at low cost by the government (public research and development, infrastructure), support to state-owned enterprises, and fossil product consumer prices below international rates. Subsidies are often accompanied by friendly regulations and low fines for wrongdoings.

Figure A.1 – Fossil fuel support by energy product (81 countries, OECD and IEA)

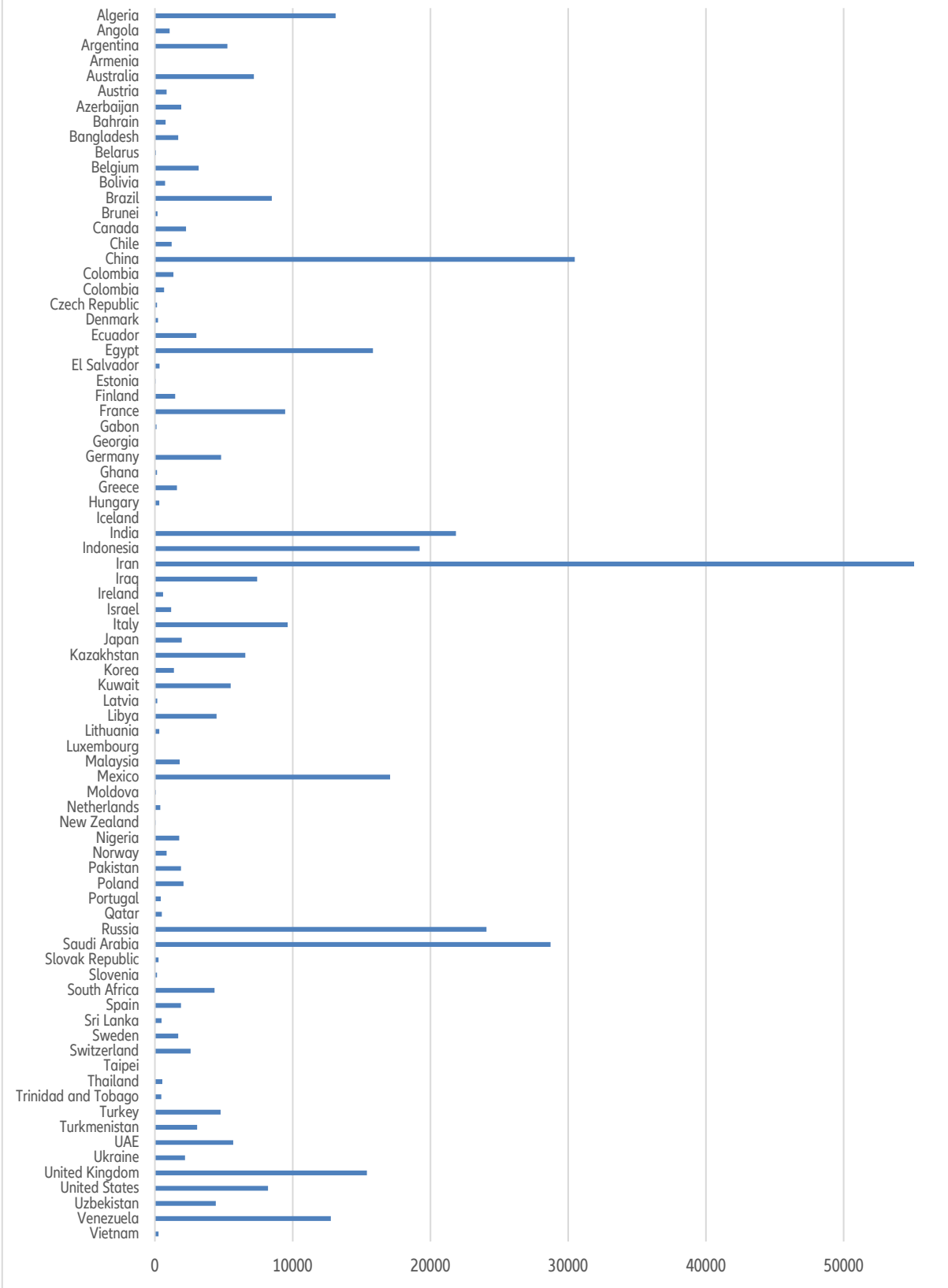


Source: OECD (2020)

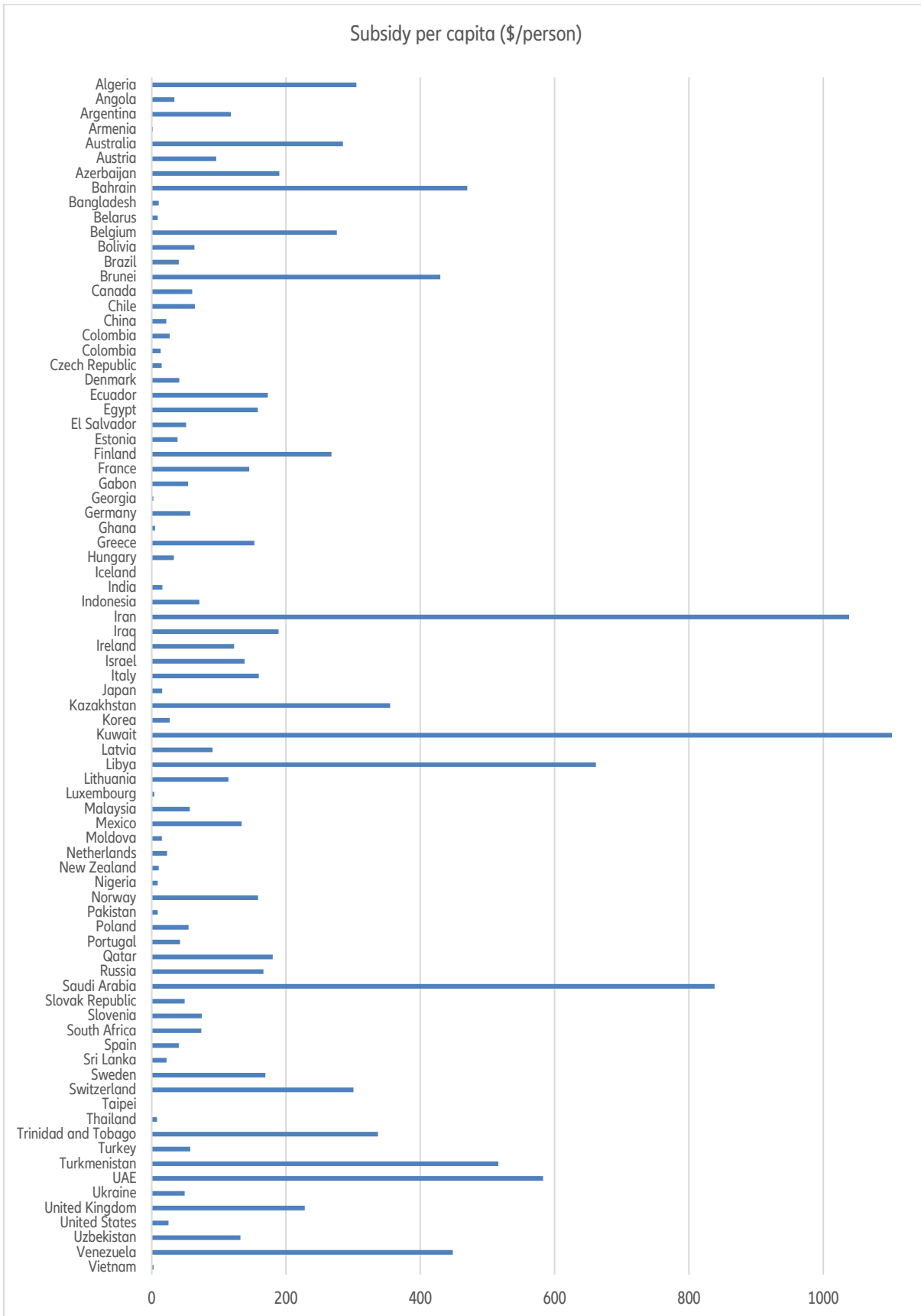
Combined OECD/IEA data on fossil fuel subsidies.

The following diagrams display fossil fuel subsidies by country as total subsidies, per capita subsidies and subsidies as share of GDP.

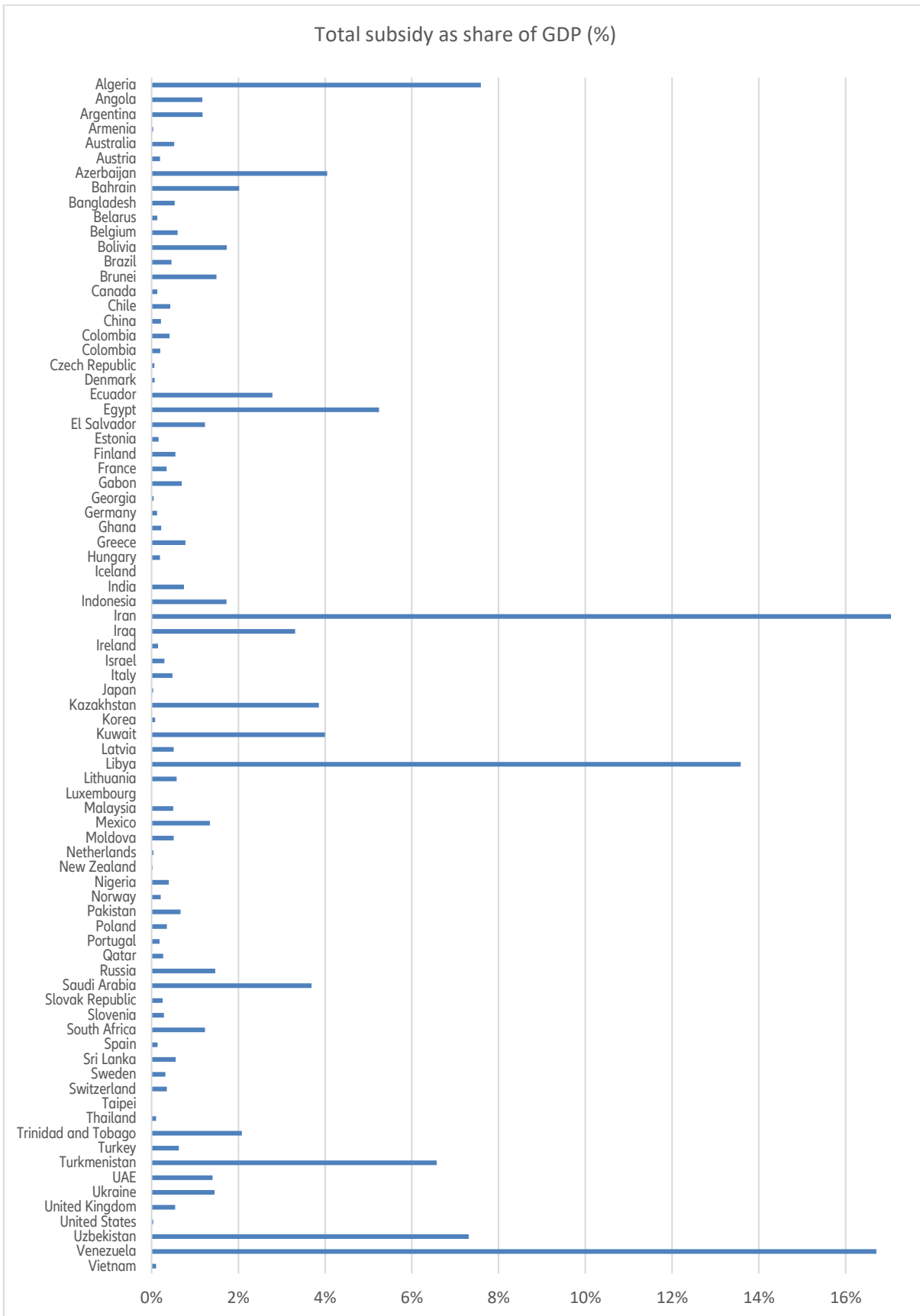
Total fossil subsidy (Real 2019 million USD)



Source: Allianz Research, OECD (2020), IEA (2020)



Source: Allianz Research, OECD (2020), IEA (2020)



Source: Allianz Research, OECD (2020), IEA (2020)

These assessments are, as always, subject to the disclaimer provided below.

FORWARD-LOOKING STATEMENTS

The statements contained herein may include prospects, statements of future expectations and other forward-looking statements that are based on management's current views and assumptions and involve known and unknown risks and uncertainties. Actual results, performance or events may differ materially from those expressed or implied in such forward-looking statements.

Such deviations may arise due to, without limitation, (i) changes of the general economic conditions and competitive situation, particularly in the Allianz Group's core business and core markets, (ii) performance of financial markets (particularly market volatility, liquidity and credit events), (iii) frequency and severity of insured loss events, including from natural catastrophes, and the development of loss expenses, (iv) mortality and morbidity levels and trends, (v) persistency levels, (vi) particularly in the banking business, the extent of credit defaults, (vii) interest rate levels, (viii) currency exchange rates including the EUR/USD exchange rate, (ix) changes in laws and regulations, including tax regulations, (x) the impact of acquisitions, including related integration issues, and reorganization measures, and (xi) general competitive factors, in each case on a local, regional, national and/or global basis. Many of these factors may be more likely to occur, or more pronounced, as a result of terrorist activities and their consequences.

NO DUTY TO UPDATE

The company assumes no obligation to update any information or forward-looking statement contained herein, save for any information required to be disclosed by law.